

Sewn and Quilted

Winter Workshop Program 2019

Monday 8th to Saturday 13th July, 2019

We have a fabulous and diverse selection of classes for you to spoil yourself with for a whole week during our winter program. Something here for everyone! And a social **SIT AND SEW** day on Friday 12th July. Read on for all the details.

General Information

How to Book: Bookings can only be made either on the phone (03 9877 1664) or in person in our shop. We will be making our Winter Workshop information available on our website too, but bookings cannot be made via our website. Our shop is open Tues thru Sat 10am – 4pm, and in addition phone bookings can also be made on Mondays between 9.30am – 4pm.

Payment information: To confirm your spot, a non-refundable deposit of \$50 per class booked is required. The balance due must be paid in full by Saturday 29th June, 2019 at the very latest.

In addition to the cost of each course you may need to purchase a pattern and / or a kit or fabrics, and any equipment required to make the kit/quilt etc. There are also requirements lists / kits required for most of the classes and these will be available well before Winter Workshops commence.

If you are unable to attend for any reason, you are welcome to transfer your enrolment to another person, but please understand this is the responsibility of the person enrolled.

Where is it held? One Community Church, 184 Surrey Road, Blackburn, Vic 3130 (opp. Blackburn Primary)

This is a fantastic venue - air-conditioned, and on the ground floor with no stairs involved to access the classrooms. There is plenty of on-site all-day parking. The classrooms will be secured each evening enabling you to leave your machine/sewing and work area set up for the entire duration of each course if you are attending for more than 1 day.

Class Times: Formal tuition times will be 10am – 4pm each day

Registration will be from 9.45am on day 1 of each class, and the classroom/s will be open from 9.45am each subsequent day for 'settle in' time prior to the classes commencing at 10am.

Refreshments/Meals: Morning & afternoon tea each day, on-going tea and coffee are all provided for you! You will need to provide your own lunch – however there are nearby shops, and an on-site café (Aunt Billies)

Accommodation: If you are travelling from a distance and require accommodation, there are several nearby places that may be suitable for you to stay. Please check for motels and bed and breakfast in nearby suburbs.

Parking: All-day on-site parking is available on the Church grounds

Classes with Lisa Mattock – Forage, Slow Stitching

We are absolutely delighted to have Lisa Mattock join us to teach her “Slow Stitching 101” Introductory class.


Slow stitching centres around the “make do and mend” and “waste not, want not” ethos of yesteryear. It is a nod to the generations that came before ours in which reusing, and recycling, were necessary and admirable.

Lisa recommends you do this workshop before any of the "themed" ones (watch out for more dates to be announced soon!). She will share with you her journey thus far and some of the special treasures that have caught her eye and inspired her along the way.





Have a rummage through those gorgeous old linens that grandma gave you (or the local op shop!), bring them along and learn the art of repurposing them in a contemporary, unique way.

No previous stitching experience is necessary but is of course welcome.

The classes are designed so that there is no "one size fits all". There are no templates to follow and definitely no right or wrong way to approach your Slow Stitch project.

Class	Description	Class Fee
<p>Slow Stitching 101 Introductory Class</p> <p>Friday 12th July and/or Saturday 13th July 10am – 4pm</p>	<p>During the Introductory Slow Stitching 101 workshop, you will start to create a piece that can later be turned into a wall hanging, cushion, quilt etc.</p> <p>This class is the perfect introduction to slow stitching and is highly recommended before doing any of Lisa’s “themed” classes that we will be offering at a later date this year and at our Summer School 2020 program.</p> 	<p>\$150 for a one-day option, or \$285 if you are able to join us for both days</p> <p>You will receive with your class a copy of Lisa’s class notes and her lovely goodie bag</p> <p>Starter Packs will be available for purchase, and of course bring along your own treasures to incorporate into your work</p>

Classes with Carol Nicholls

Class	Description	Class Fee
<p>3-days of sewing time for YOU – Foundation Paper Piecing, or any another patchwork project of your choice</p> <p>Mon 8/7 to Wed 10/7 10am – 4pm</p> 	<p>Suitable for Beginners, Intermediate and Advanced students. Machine or hand.</p> <p>While we will be offering Foundation Paper Piecing for all levels during these 3 days, you are also welcome to work on other patchwork projects of your choice.</p> <p>This set of classes is suitable for all skill levels – from basic / beginner patchwork through to all levels of confidence for Foundation Paper Piecing. Wherever you're at with your patchwork, we'd love to have you come along and join us for 3 days of dedicated sewing time.</p> <p>Choose from any of the patterns on the Quiltworx or BeColourful websites, and we can order them in for you. We of course have loads of other pattern ideas too, including simpler patchwork projects for beginners and up. Once you've chosen a project, we are happy to help kit it up for you.</p>	<p>\$275 (for the 3-days)</p> <p>Plus your choice of pattern and associated fabrics and equipment</p> 
<p>Fabric Covered Boxes</p> <p>Standard boxes – including 'Mandy' (with the drawer)</p> <p>Thurs 11/7 10am – 4pm</p> <p>VICTORIAN SEWING BOX</p> <p>Sat 13/7 10am – 4pm</p> <p>Suitable for Beginners and up</p>	<p>Join Carol to learn all the tips and tricks to make your own Fabric Covered boxes.</p> <p>In our <u>Thursday class</u>, you can choose from all of the many standard box shapes (including Chloe, Handy Box, Mandy, Box for Glasses, Madison, Thread Spool box, Chrissie etc) .</p> <p>In our <u>Saturday class</u>, we will be offering the Victorian Sewing Box for the first time (if you would prefer one of the other boxes, please check with us)</p> <p><i>Note: No sewing involved – everything is glued!</i></p>  	<p>\$85.00 each class</p> <p>Plus cardboard box kit, fabrics and a small requirements list to be advised</p>
<h2 style="color: red;">SIT AND SEW</h2>		
<p>Sit and Sew Social Day!</p> <p>Friday 12th July 10am – 4pm</p>	<p>Any handcrafts are fine to bring along – patchwork, other sewing, crochet, knitting, tapestry etc. Everyone welcome!</p> <p>Hand or machine is fine – limited machine spots, so please let us know if you will be using a machine.</p> <p>BOOKINGS ESSENTIAL! BYO shared lunch.</p>	<p>\$20.00</p>




Classes with Kate Marra

We offered Kate’s introductory “Learning to Love your Overlocker” class at our Summer School program in January, and it got **RAVE REVIEWS!!** So here’s your chance to learn from one of the best industry overlocker experts! Kate’s knowledge of overlockers is second to none, and she loves to share her expertise in this area and break down the barriers and fears people so often have of overlockers. So, get those overlockers out of the cupboard, let Kate break down the scary threading part, and gets those machines stitching!

Special Offer: Enrol in any 2 of Kate’s classes for \$230 (saving you \$20!)

Enrol in any 3 of Kate’s classes for \$330 (saving you \$45!)

Enrol in all 4 of Kate’s classes for \$430 (saving you \$70!)

Class	Description	Class Fee
<p>Learning to Love Your Overlocker</p> <p>Monday 8th July OR Friday 12/7 10am – 4pm</p> 	<p>This one-day course gives students a greater understanding of their overlocker and allows them to continue using it at home confidently.</p> <p>The kit provided covers a comprehensive 23-page booklet AND includes all fabrics required for the day.</p> <p>The course covers four thread overlocking, three thread overlocking, rolled hem, understanding differential feed, techniques for better results when stitching a circle, corners and working with difficult fabrics.</p> <p>A great pre-class to Kate’s Flatlocking class!</p>	<p>\$125.00</p> <p>Plus \$30 kit fee, covering the cost of your workbook and all fabrics required for the class.</p> <p>Class numbers will be kept small so Kate can spend plenty of time with everyone!</p>
<p>Flatlocking</p> <p>Tuesday 9th July 10am – 4pm</p> 	<p>This is an extension course to the Learning to Love Your Overlocker course and covers flatlocking in depth. The additional pages cover wide and narrow flatlocking and various decorative applications, including ribbon work, decorative thread, beading and creating a blind hem stitch.</p> <p>The second part of the course is constructing a notebook cover using some of the techniques covered in the course. All fabrics provided.</p>	<p>\$125.00</p> <p>Plus \$30 kit fee, covering the cost of your workbook and all fabrics required for the class.</p>
<p>Coverstitch</p> <p>Wednesday 10th July 10am – 4pm</p> 	<p>This workshop is designed to give you a better grasp of your coverstitch machine or the coverstitch side of your combination machine. Your workbook is very comprehensive regarding all things Coverstitch. There will be time to have your questions answered, bring along the problems you have encountered, and an opportunity to work with accessories such as binders, folders etc., or even produce a scarf/piece of fabric using up pieces from your stash of light weight fabrics and lots and lots of threads.</p>	<p>\$125.00</p> <p>Plus \$30 kit fee, covering the cost of your workbook and all fabrics required for the class.</p>

Classes with Kate Marra (cont.)

Overlocked Wrapped Skirt

Thurs 11th July
10am – 4pm



This skirt class is a wrap around, two layer panel skirt which can be adjusted to fit a variety of sizes. Students provide their own fabric, and it's constructed mostly on the Overlocker - only the ties are top stitched on a sewing machine. Lots of fun and creativity in this class!




\$125.00

Pattern to be purchased from Kate (\$10).

Students to provide own fabrics and threads.




Classes with Jenna

Jenna has been making many of the *byAnnie* samples and patterns and is super keen to get you sewing these as well. So many tips and tricks to enable you to produce professionally finished *byAnnie* projects!

Class	Description	Class Fee
<p>“Clam Up”</p> <p>Wed 10th July 10am – 4pm</p> 	<p>Easy and fun to make, these bags in five sizes are perfect for storing and carrying make-up, sewing supplies, tech gear, and more. The pattern includes complete step-by-step instructions for making the bags with or without quilted fabric. When empty, the bags nest inside one another to save space.</p>	<p>\$85.00</p> <p>Plus requirements list</p>
<p>“Stash and Dash”</p> <p>Sat 13th July 10am – 4pm</p> 	<p>This handy little storage wrap features three inner pockets made from mesh for easy visibility of contents. Each pocket has a zipper closure, no need to worry about things falling out! Zippers are so easy you don't even know you're adding a zipper! Perfect for sewing accessories, travelling, jewellery etc.</p>	<p>\$85.00</p> <p>Plus requirements list</p>

Classes with Veronique Diligent (projects by hand)

Veronique started quilting about 12 years ago and has developed a passion for needle turn appliqué. She is also a very skilled fine embroiderer and has combined these skills together in her most recent "Pele Mele" clamshell quilts. The popularity of these quilts has taken on a life of their own! Are you going to join in the fun?

Class	Description	Class Fee
<p>Embroidery for beginners and beyond</p> <p>Monday 8th July 10am – 4pm</p>	<p>Embroidery - an introduction to some basic stitches, and beyond. Learn some basic stitches or discover tricks to perfecting them if you already know them, or expand your repertoire of some more complex stitches.</p> <p>Start one of our small project suggestions or continue with a project you are already working on and might need help with. We have lots of suggestions and patterns for you.</p> 	<p>\$95.00 (or \$175 for two of Veronique's classes, or \$240 for all 3 of her classes)</p> <p>Plus your choice of patterns, fabrics, threads etc, and small requirements list for the class</p>
<p>Blue Wren / King Parrot – applique technique class</p> <p>Tuesday 9th July 10am – 4pm</p>	<p>Learn the art of making one of these beautiful Birds. The birds are made, and then stitched onto a project of your choice. The wrens would fit perfectly onto one of the Pele Mele clamshells! Or perhaps a project folder, bag etc.</p> 	<p>\$95.00 (or \$175 for two of Veronique's classes, or \$240 for all 3 of her classes)</p> <p>Plus kit for bird and small requirements list needed for the class</p>
<p>"Pele Mele" – the journey continues with more new ideas and designs from Veronique!</p> <p>Thursday 11th July 10am – 4pm</p>	<p>Either start or continue your "Pele Mele" Quilt. Come along and be totally inspired to decorate more clamshells and leave with your head spinning with ideas! From embroidery, to beads, deconstruct and decorate those clamshells! Incorporate some bits of pre-loved doilies, some lace, a bit of fussy-cutting and you'll be on your Clamshell journey. Let your imagination run wild!</p> 	<p>\$95.00 (or \$175 for two of Veronique's classes, or \$240 for all 3 of her classes)</p> <p>Plus pattern and template for Pele Mele (\$40), along with a small requirements list needed for the class</p> <p><i>We have two versions of this quilt hanging in the shop if you would like to have a look</i></p>